

Architectural Door Furniture



 **Alcom**
architectural
door furniture

 **AustralianLock**
C O M P A N Y

ALCOM Architectural Door Furniture

Acclaimed for the production and supply of premium affordable security solutions, Australian Lock Company is proud to expand its product range to include the ALCOM range of Architectural Door Furniture.

Built for strength and flexibility, the contemporary stainless steel ALCOM Architectural Door Furniture is designed to suit any door and style in both commercial and residential applications. Available in low-maintenance Satin Stainless Steel or Polished Stainless Steel finishes, ALCOM Architectural Door Furniture adds an architectural finish to any installation.

The ALCOM Architectural Door Furniture range includes a range of roses or plates, easy-grip levers and optional snib configurations.

Door Handing

In Australia doors are handed in accordance with English practice and the direction of opening is always viewed from the OUTSIDE. The closing face of the door is the one closing against the stop bead.

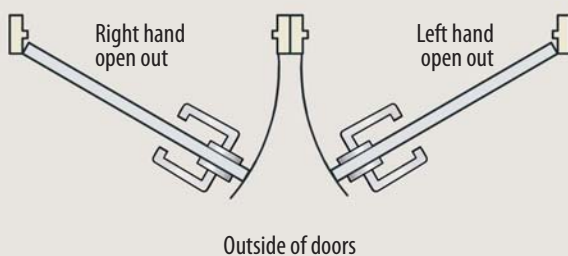
Which side of the door is the outside?

- the outside of an exterior door is the street side or entry side
- the outside of a room door is the corridor side
- the outside of a cupboard or closet door is the room, corridor or hall side
- the outside of a single communicating door is the side from which the butt hinges are invisible when the door is closed.
- The outside of double communicating door is the space between the two doors.

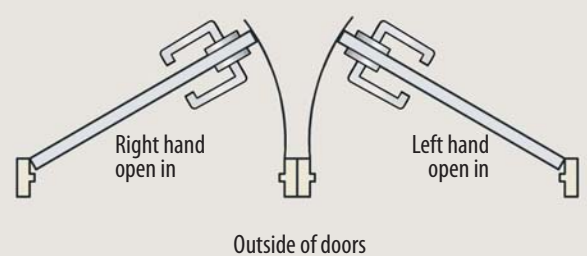
A Right Hand Sliding Door is one which closes to the right and has the lock on the right hand edge, viewed always from the outside.

Patio or Privacy locks are used on either patio or toilet doors. Operation to lock or unlock handles are either turnsnibs or outside emergency release.

Open-out doors



Open-in doors



ROUND ROSE DOOR FURNITURE

R53/89 Lever

Product also available in:

R53/89 Door Furniture SSS **APR53/89-SSS**

R53/89 Door Furniture PSS **APR53/89-PSS**

R53/89 Door Furniture SCP **APR53/89-SCP**

R53/89 Door Furniture Dual Finishes **APR53/89-SPS**

R53/89 Door Furniture Dual Finishes **APR53/89-PSP**

R53/89 Door Furniture Concealed Fixed Half Set **APR53/89HC-SSS**

R53/89 Door Furniture Concealed Fixed Half Set **APR53/89HC-PSS**

R53/89 Door Furniture Visible Fixed Half Set **APR53/89HV-SSS**

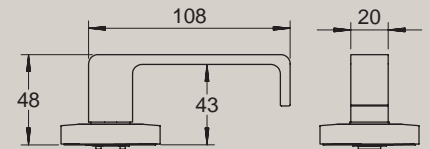
R53/89 Door Furniture Visible Fixed Half Set **APR53/89HV-PSS**

R53/89 Door Furniture Concealed Fixed Dual Finishes Half Set **APR53/89HC-SPS**

R53/89 Door Furniture Concealed Fixed Dual Finishes Half Set **APR53/89HC-PSP**

R53/89 Door Furniture Visible Fixed Dual Finishes Half Set **APR53/89HV-SPS**

R53/89 Door Furniture Visible Fixed Dual Finishes Half Set **APR53/89HV-PSP**



R53/90 Lever

Product also available in:

R53/90 Door Furniture SSS **APR53/90-SSS**

R53/90 Door Furniture PSS **APR53/90-PSS**

R53/90 Door Furniture SCP **APR53/90-SCP**

R53/90 Door Furniture Dual Finishes **APR53/90-SPS**

R53/90 Door Furniture Dual Finishes **APR53/90-PSP**

R53/90 Door Furniture Concealed Fixed Half Set **APR53/90HC-SSS**

R53/90 Door Furniture Concealed Fixed Half Set **APR53/90HC-PSS**

R53/90 Door Furniture Visible Fixed Half Set **APR53/90HV-SSS**

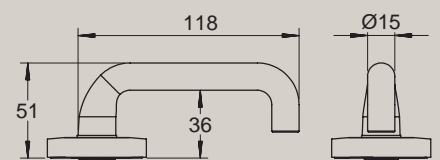
R53/90 Door Furniture Visible Fixed Half Set **APR53/90HV-PSS**

R53/90 Door Furniture Concealed Fixed Dual Finishes Half Set **APR53/90HC-SPS**

R53/90 Door Furniture Concealed Fixed Dual Finishes Half Set **APR53/90HC-PSP**

R53/90 Door Furniture Visible Fixed Dual Finishes Half Set **APR53/90HV-SPS**

R53/90 Door Furniture Visible Fixed Dual Finishes Half Set **APR53/90HV-PSP**



Size: 53mm diameter x 10mm thick with bolt through concealed fixing

Standard finishes: SSS, PSS, SCP door thickness: 32-50mm doors

Material: manufactured from grade 304 stainless steel

Spindle: 7.6mm Standard

ROUND ROSE DOOR FURNITURE

R53/91 Lever

Product also available in:

R53/91 Door Furniture PSP - Right Hand **APR53/91RH-PSP**

R53/91 Door Furniture PSP- Left Hand **APR53/91LH-PSP**

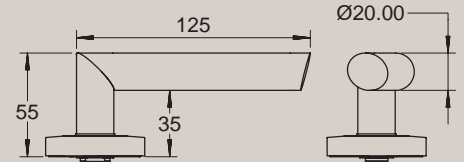
R53/91 Half Set Concealed Fixed - Right Hand Split Finish **APR53/91RHHC-PSP**

R53/91 Half Set Concealed Fixed - Left Hand Split Finish **APR53/91LHHC-PSP**

R53/91 Half Set Visible Fixed - Right Hand Split Finish **APR53/91RHHV-PSP**

R53/91 Half Set Visible Fixed - Left Hand Split Finish **APR53/91LHHV-PSP**

Split Finish only - Stainless Steel lever, polished each end with Satin finished hand grips



R53/92 Lever

Product also available in:

R53/92 Door Furniture SSS - Right Hand **APR53/92RH-SSS**

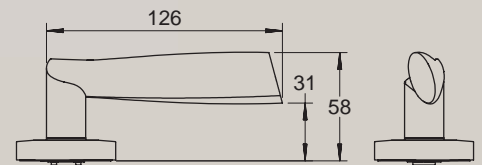
R53/92 Door Furniture SSS - Left Hand **APR53/92LH-SSS**

R53/92 Half Set Concealed Fixed - Right Hand Dual Finish **APR53/92RHHC-SPS**

R53/92 Half Set Concealed Fixed - Left Hand Dual Finish **APR53/92LHHC-SPS**

R53/92 Half Set Visible Fixed - Right Hand Dual Finish **APR53/92RHHV-SPS**

R53/92 Half Set Visible Fixed - Left Hand Dual Finish **APR53/92LHHV-SPS**



R53/93 Lever

Product also available in:

R53/93 Door Furniture SSS - Right Hand **APR53/93RH-SSS**

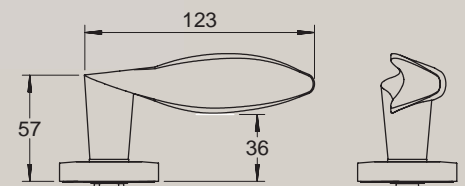
R53/93 Door Furniture SSS - Left Hand **APR53/93LH-SSS**

R53/93 Half Set Concealed Fixed - Right Hand Dual Finish **APR53/93RHHC-SPS**

R53/93 Half Set Concealed Fixed - Left Hand Dual Finish **APR53/93LHHC-SPS**

R53/93 Half Set Visible Fixed - Right Hand Dual Finish **APR53/93RHHV-SPS**

R53/93 Half Set Visible Fixed - Left Hand Dual Finish **APR53/93LHHV-SPS**



Size: 53mm diameter x 10mm thick with bolt through concealed fixing

Standard finishes: SSS, PSS, SCP door thickness: 32-50mm doors

Material: manufactured from grade 304 stainless steel

Spindle: 7.6mm standard

ROUND ROSE OPTIONS



**R53CE Round
Cylinder Escutcheon**

Available in:
APR53CE-SSS
APR53CE-PSS
APR53CE-SCP
APR53CE-SP
APR53CE-PS



**R53ER Round
Emergency Release**

Available in:
APR53ER-SSS
APR53ER-PSS
APR53ER-SPS
APR53ER-PSP



R53TS Round Turn Snib














Available in:
APR53TS-SSS
APR53TS-PSS
APR53TS-SPS
APR53TS-PSP



R53B Round Rose Blank

Available in:
Round Rose Blank Concealed Fixed
APR53ROBC-SSS
APR53ROBC-PSS
Round Rose Blank Visible Fixed
APR53ROBV-SSS
APR53ROBV-PSS

HOW TO ORDER DUAL FINISHES

		FINISHES	 Rose	 Lever Hub	 TS Hub	 CE Hub	 Emergency Button	 Turn Snib	HANDLE
R53/89		SSS	•	•					•
		PSS	•	•					•
		SCP	•	•					•
R53/90		SSS	•	•					•
		PSS	•	•					•
		SCP	•	•					•
R53/92		SSS	•	•					•
R53/93		SSS	•	•					•
ESCUTCHEON	 Round Cylinder Escutcheon R53CE	SSS	•			•			
		PSS	•			•			
		SCP	•			•			
RELEASE	 Round Emergency Release R53ER	SSS	•		•		•		
		PSS	•		•		•		
		SCP	•		•		•		
TURN SNIB	 Round Turn Snib R53TS	SSS	•		•			•	
		PSS	•		•			•	
		SCP	•		•			•	

Example to Order:

Satin stainless steel outer ring with polished stainless steel hub and satin stainless steel lever = **APR53/89-SPS**

Satin Stainless Steel outer Ring with Polished Stainless Steel Hub = **APR53CE-SP**

Satin Stainless Steel outer Ring with Polished Stainless Steel Hub and Satin Stainless Steel Emergency Button = **APR53ER-SPS**

Satin Stainless Steel outer Ring with Polished Stainless Steel Hub and Satin Stainless Steel Turn Snib = **APR53TS-SPS**

PRIVACY SET

R53P/89 PSS Privacy Set

Set includes all screws and emergency release pins



R53P/89 SSS Privacy Set

Set includes all screws and emergency release pins



Product also available in:

R53/89 Privacy Set [APR53P/89-SSS](#)

R53/89 Privacy Set [APR53P/89-PSS](#)

R53/89 Privacy Set Dual Finishes [APR53P/89-SPS](#)

R53/89 Privacy Set Dual Finishes [APR53P/89-PSP](#)

R53/90 Privacy Set [APR53P/90-SSS](#)

R53/90 Privacy Set [APR53P/90-PSS](#)

R53/90 Privacy Set Dual Finishes [APR53P/90-SPS](#)

R53/90 Privacy Set Dual Finishes [APR53P/90-PSP](#)

R53/91 Privacy Door Furniture PSP- Right Hand [APR53P/91RH-PSP](#)

R53/91 Privacy Door Furniture PSP- Left Hand [APR53P/91LH-PSP](#)

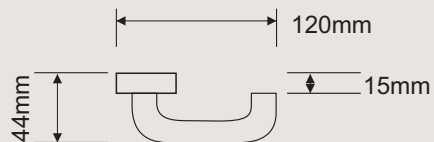
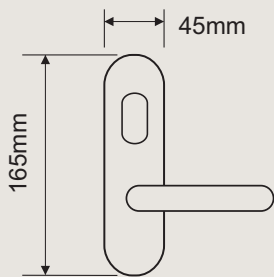
R53/92 Privacy Door Furniture SSS- Right Hand [APR53P/92RH-SSS](#)

R53/92 Privacy Door Furniture SSS- Left Hand [APR53P/92LH-SSS](#)

R53/93 Privacy Door Furniture SSS- Right Hand [APR53P/93RH-SSS](#)

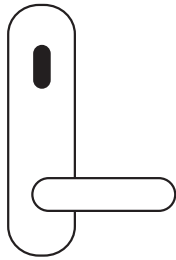
R53/93 Privacy Door Furniture SSS- Left Hand [APR53P/93LH-SSS](#)

ROUND END PLATE

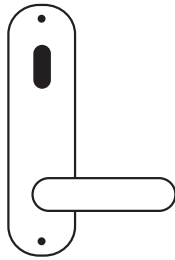


END PLATE ROUND

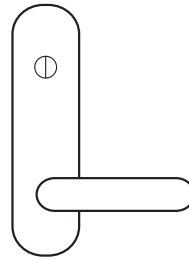
(continued)



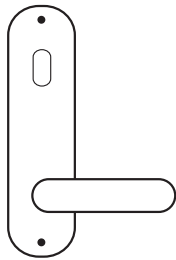
301/90 External Plate with
Cylinder Hole SCP
AP301/90SCP



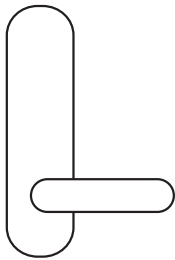
302/90 Internal Plate with
Cylinder Hole SCP
AP302/90SCP



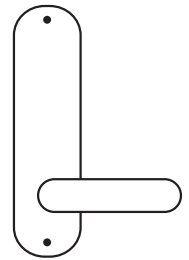
303/90 External Plate with
Emergency Release SCP
AP303/90SCP



304/90 Internal Plate with
Turn Snib SCP
AP304/90SCP



305/90 External Plain Plate
SCP
AP305/90SCP



306/90 Internal Plain Plate
SCP
AP306/90SCP



251 Internal Plate with
Cylinder Hole SCP
AP251SCP



252 Internal Plate with
Cylinder Hole SCP
AP252SCP



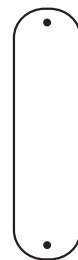
253 External Plate with
Emergency Release SCP
AP253SCP



254 Internal Plate with
Turn Snib SCP
AP254SCP




255 External Plain Plate
SCP
AP255SCP



256 Internal Plain Plate
SCP
AP256SCP

Legend

 Cylinder Hole  Slotted Button  Turn

Description: Round ended plate door furniture with bevelled edges. Concealed or visible fixing, plates are designed to fit back to back.

Dimensions: 165 x 45 x 10 mm Available Levers 90. Handing: All plates are non handed Available Finishes: SCP

3000 SERIES SS DOOR FURNITURE

Description:

flat stainless steel plate door furniture with bevelled edges concealed or visible fixing, plates are designed to fit back to back.


Dimensions:

160 x 160 x 2 mm available

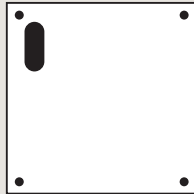
levers 96.

Available finishes:

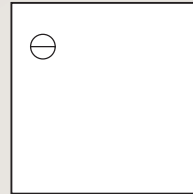
SSS plates are handed right hand or left hand.



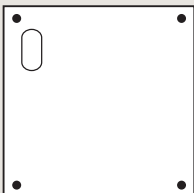
3101
External Plate with Cylinder Hole SSS
3101RHSSS - Right Hand
AP3101RHSSS
3101LHSSS - Left Hand
AP3101LHSSS




3102
Internal Plate with Cylinder Hole SSS
3102RHSSS - Right Hand
AP3102RHSSS
3102LHSSS - Left Hand
AP3102LHSSS




3103
External Plate with Emergency Release SSS
3103RHSSS - Right Hand
AP3103RHSSS
3103LHSSS - Left Hand
AP3103LHSSS



3104
Internal Plate with Turn Snib SSS
3104RHSSS - Right Hand
AP3104RHSSS
3104LHSSS - Left Hand
AP3104LHSSS



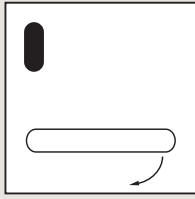
3105
External Plain Plate SSS
3105RHSSS - Right Hand
AP3105RHSSS
3105LHSSS - Left Hand
AP3105LHSSS



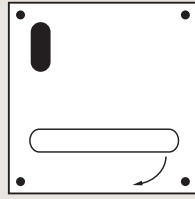
3106
Internal Plain Plate SSS
3106RHSSS - Right Hand
AP3106RHSSS
3106LHSSS - Left Hand
AP3106LHSSS

3000 SERIES SS DOOR FURNITURE

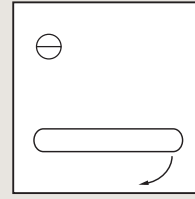
(continued)



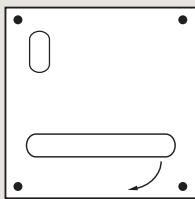
3121/96
External Plate with Cylinder Hole SSS
3121/96RHSSS - Right Hand
AP3121/96RHSSS
3121/96LHSSS - Left Hand
AP3121/96LHSSS




3122/96
Internal Plate with Cylinder Hole SSS
3122/96RHSSS - Right Hand
AP3122/96RHSSS
3122/96LHSSS - Left Hand
AP3122/96LHSSS



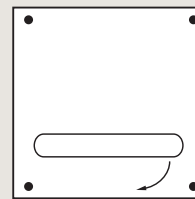
3123/96
External Plate with Emergency Release SSS
3123/96RHSSS - Right Hand
AP3123/96RHSSS
3123/96LHSSS - Left Hand
AP3123/96LHSSS




3124/96
Internal Plate with Turn Snib SSS
3124/96RHSSS - Right Hand
AP3124/96RHSSS
3124/96LHSSS - Left Hand
AP3124/96LHSSS



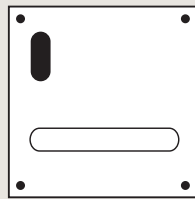
3125/96
External Plain Plate SSS
3125/96RHSSS - Right Hand
AP3125/96RHSSS
3125/96LHSSS - Left Hand
AP3125/96LHSSS




3126/96
Internal Plain Plate SSS
3126/96RHSSS - Right Hand
AP3126/96RHSSS
3126/96LHSSS - Left Hand
AP3126/96LHSSS



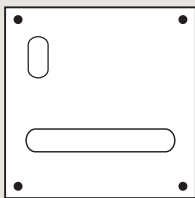
3141
External Plate with Cylinder Hole & Fixed Handle SSS
3141RHSSS - Right Hand
AP3141RHSSS
3141LHSSS - Left Hand
AP3141LHSSS




3142
Internal Plate Emergency Release & Fixed Handle SSS
3142RHSSS - Right Hand
AP3142RHSSS
3142LHSSS - Left Hand
AP3142LHSSS



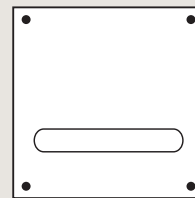
3143
External Plate Emergency Release & Fixed Handle SSS
3143RHSSS - Right Hand
AP3143RHSSS
3143LHSSS - Left Hand
AP3143LHSSS



3144
Internal Plate with Turn Snib & Fixed Handle SSS
3144RHSSS - Right Hand
AP3144RHSSS
3144LHSSS - Left Hand
AP3144LHSSS



3145
External Plain Plate & Fixed Handle SSS
3145RHSSS - Right Hand
AP3145RHSSS
3145LHSSS - Left Hand
AP3145LHSSS



3146
Internal Plain Plate & Fixed Handle SSS
3146RHSSS - Right Hand
AP3146RHSSS
3146LHSSS - Left Hand
AP3146LHSSS



Contact **Australian Lock Company Pty Ltd**

17 Doyle Avenue
Unanderra NSW 2526 Australia
PO Box 479 Unanderra NSW 2526 Australia

Telephone: **61 (0)2 4272 4922**

Facsimile: **61 (0)2 4272 4677**

Email: **sales@bilock.net**

Web: **www.alcom5000.com**
www.bilock.net

Whilst the Australian Lock Company Pty Ltd has taken every effort to ensure that the information in this catalogue is accurate at the time of publication, we recommend that you consult your Sales Representative to ascertain information in specific products and specifications prior to placing your order. Please note that we reserve the right to make changes without notice. The Australian Lock Company Pty Ltd will not be liable for any damage or loss arising from any errors or omissions in the information contained in this catalogue or arising from the use of the information contained herein.