



*This superbly designed and engineered vault is designed to assist in situations whereby individuals in their normal course of employment require access to premises at irregular hours. For example, Schools (assembly halls, gymnasiums), Rural Colleges (water storage) and City/Town Hall (large kitchen facilities).*

*The Access Vault provides selected access to a variety of users, while maintaining the integrity and security of the individual premises. Installation can occur during construction when the flanged case can be located and poured with the slab, or rendered into the wall.*

## Typical Uses

Schools  
Colleges  
Councils  
Highrise Residentials  
Commercial Offices

This superbly engineered vault is designed to assist those who, in the normal course of their employment, require access to premises at irregular hours.

### Keying:

The vault door is compatible with most security keying configurations.

### Features:

1. Tamper proof cap prevents malicious damage to vault door and provides a weatherproof and dust proof environment.
2. Stainless steel vault housing is externally spiralled to assist chem-set installation.

The Vault satisfies all installation concepts from total concealment to visually exposed in busy CBD premises.

### Installation:

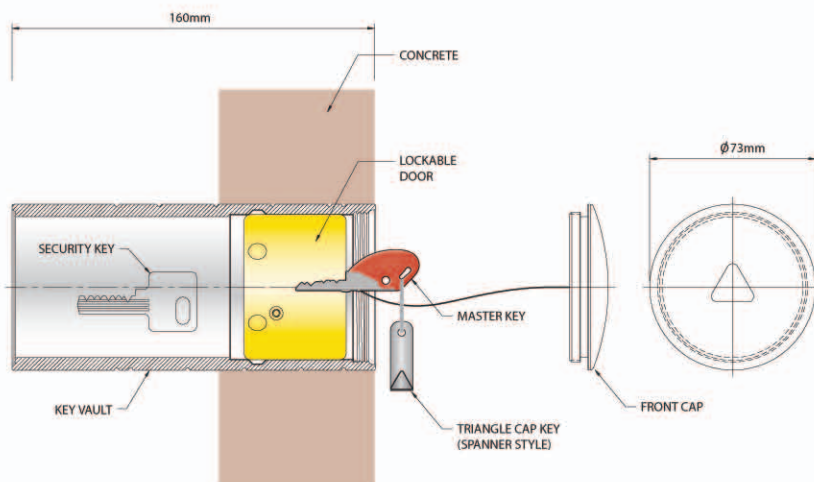
1. During construction the flanged case can be located and poured with the slab, or rendered into the wall.
2. For existing buildings - core drill slab or brickwork and fix case with Hilti Hit HY150/2 or similar, and for hollow or cavity fixing, chem-set using HILTI HY20/2 or similar.

### Architectural Specifications to suit:

- Security Personnel
- Police, Fire and Emergency Services
- Elevator Companies
- And a host of other potential applications

Emergency strategy planning and facilities management can be structured on a national or state basis. The Access Vault provides selected access to a variety of users, whilst maintaining the integrity and security of the individual premises.

The design characteristics have provided integral security with an external appearance that remains unobtrusive and aesthetically pleasing.



Part Number:  
160mm long - FA7AV160

Please note, not all product is available (at time of publication) in New Generation. Please check with your nearest Billock agent or Australian Lock Company.




Chanel 7 - Sydney




University of Sydney



The Melburnian - Melbourne



Crown Casino - Melbourne



101 Collins Street - Melbourne